

# GGL/GGU Centre-Pivot Roof Window



The centre-pivot window is a classic and versatile design manufactured in high quality natural pine with the option of a clear lacquered pine internal finish (GGL) or a white polyurethane internal finish (GGU). It is suitable for installation into roof pitches between 15° and 90°. For easy operation it is recommended to place the top frame of the window 1.85-2.20m above the floor.

VELUX recommend that all roof windows including solar or electrically operated roof windows are installed with a laminated pane for instances above 2.20m.



## GGL



### Features/Benefits

- Ventilation bar with dust and insect filter – *Allows fresh air to enter the room while the window is securely closed*
- Friction springs – *Allows easy operation of window*
- Sash rotates 180° from inside – *Allows easy and convenient cleaning*
- Barrel bolt – *Allows the window to be locked in two positions – At 180° for secure cleaning of the exterior pane internally – At 5° to allow extra ventilation*

### Operation

The window is operated manually using the full width control bar on the ventilation flap along the top of the sash.

To watch an illustration of how the window operates [click here](#).

### Glazing options

- (--34) glazing Double glazed, laminated opaque inner pane, toughened outer pane.
- (--50) glazing Double glazed, toughened outer pane.
- (--60) glazing Double glazed, laminated inner pane, toughened outer pane with Easy-to-clean coating, enhanced noise reduction.
- (--62) glazing Triple glazed, laminated inner pane, toughened outer pane with Easy-to-clean & Anti-dew coating. Provides enhanced U-value and Noise Reduction.
- (--66) glazing Triple glazed, laminated inner, toughened outer pane with Easy-to-clean & Anti-dew coating.
- (--70) glazing Double glazed, laminated inner pane, toughened outer pane.
- (--70Q) glazing Double glazed, laminated inner pane, toughened outer pane. Provides a burglary resistance of Class P4A.

### Cladding

- NCS standard colour (Grey): S 7500-N nearest RAL standard colour: 7043.
- Also available: titanium zinc, copper or other cladding types and colours.

### Maintenance

The pane should be cleaned with a soft, clean, lint-free cloth or non-abrasive sponge. The rest of the window can be cleaned with ordinary household cleaners. The filter can be removed and either washed or replaced.

For further advice on maintenance please [click here](#).

### Guarantee

- 10 year VELUX guarantee on windows and flashing kits.
- 3 year guarantee on blinds, shutters, awnings and electrics.

[Click here](#) for further information regarding the VELUX guarantee.

### Interior finish option

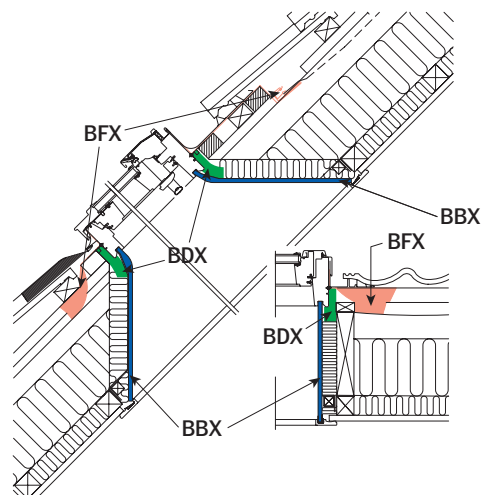
#### GGL

- White paint finish.

#### GGU

- No other finish available.

### Best practice installation



## Installation Products recommended by VELUX

### Flashings for

- Single installation (ED\_)
- Twin installation (EB\_)
- Combi installation (EK\_)

[Click here](#) for information on flashings.

### Installation Products

- Insulation Collar (BDX)
- Underfelt Collar (BFX) includes transverse drainage gutter
- Vapour Barrier (BBX)

[Click here](#) for information on installation products.

### Control Options

- Rod (ZCT 200)
- Rod Extension (ZCT 100)
- Solar conversion kit (KSX 100K) can be fitted to upgrade manual windows that were manufactured after April 1986.

## Blinds, Awnings/Shutters

### Interior Sunscreening

- Blackout Blind – Manual (DKL)
- Roller Blind – Manual (RFL)
- Flying Pleated Blind – Manual (FHL)
- Venetian Blind – Manual (PAL)
- Duo Blackout Blind – Manual (DFD)

### Awnings/Shutters

- Awning Blind – Manual (MAL)
- Roller Shutters – Manual (SHL)

### Additional Accessories

- Insect screen – Manual (ZIL)

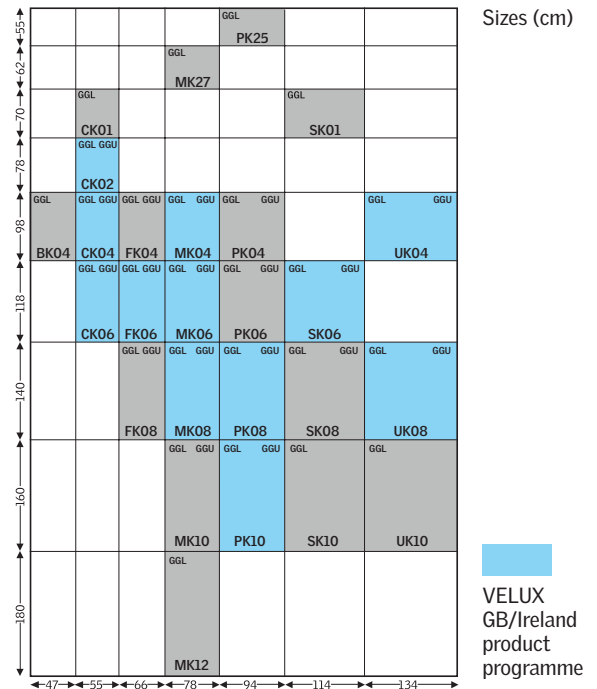
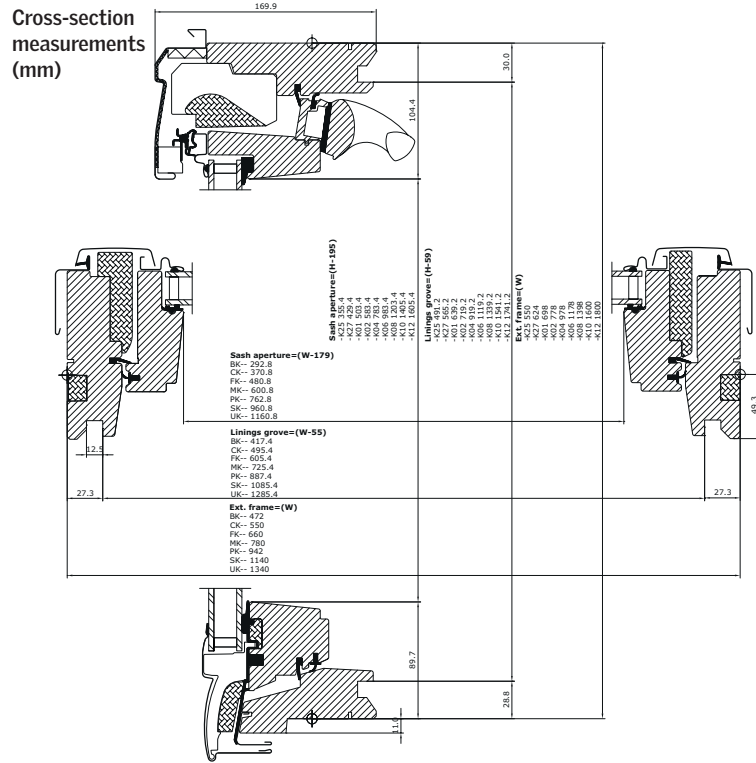
[Click here](#) for information on blinds.

# Technical data – GGL/GGU

Please note not all glazing variants are available in all sizes and types

Size	Window Options	Exterior Frame	Visible Glass	Lining Rebate
		WxH	exf	kxl
BK04	GGL	472 x 978	293 x 783	417 x 639
CK01	GGL	550 x 698	371 x 503	495 x 639
CK02	GGL, GGU	550 x 778	371 x 583	495 x 719
CK04	GGL, GGU	550 x 978	371 x 783	495 x 919
CK06	GGL, GGU	550 x 1178	371 x 983	495 x 1119
FK04	GGL, GGU	660 x 978	481 x 783	605 x 919
FK06	GGL, GGU	660 x 1178	481 x 983	605 x 1119
FK08	GGL, GGU	660 x 1398	481 x 1203	605 x 1339
MK27	GGL	780 x 624	601 x 429	725 x 565
MK04	GGL, GGU	780 x 978	601 x 783	725 x 919
MK06	GGL, GGU	780 x 1178	601 x 983	725 x 1119
MK08	GGL, GGU	780 x 1398	601 x 1203	725 x 1339
MK10	GGL, GGU	780 x 1600	601 x 1405	725 x 1541

Size	Window Options	Exterior Frame	Visible Glass	Lining Rebate
		WxH	exf	kxl
MK12	GGL	780 x 1800	601 x 1605	725 x 1741
PK25	GGL	942 x 550	763 x 355	887 x 491
PK04	GGL, GGU	942 x 978	763 x 783	887 x 919
PK06	GGL, GGU	942 x 1178	763 x 983	887 x 1119
PK08	GGL, GGU	942 x 1398	763 x 1203	887 x 1339
PK10	GGL, GGU	942 x 1600	763 x 1405	887 x 1541
SK01	GGL	1140 x 698	961 x 503	1085 x 639
SK06	GGL, GGU	1140 x 1178	961 x 983	1085 x 1119
SK08	GGL, GGU	1140 x 1398	961 x 1203	1085 x 1339
SK10	GGL	1140 x 1600	961 x 1405	1085 x 1541
UK04	GGL, GGU	1340 x 978	1161 x 783	1285 x 919
UK08	GGL, GGU	1340 x 1398	1161 x 1203	1285 x 1339
UK10	GGL	1340 x 1600	1161 x 1405	1285 x 1541



Technical data (GGL/GGU)	Size	BK04	CK01	CK02	CK04	CK06	FK04	FK06	FK08	MK27	MK04	MK06	MK08	MK10
Ventilation flap – free area [10 <sup>3</sup> mm <sup>2</sup> ]*		2.2	2.8	2.8	2.8	2.8	3.7	3.7	3.7	4.5	4.5	4.5	4.5	4.5
Ventilation flap – equivalent area [10 <sup>3</sup> mm <sup>2</sup> ]*		1.9	2.6	2.6	2.6	2.6	3.1	3.1	3.1	3.7	3.7	3.7	3.7	3.7
Ventilation – open window manual [m <sup>2</sup> ]*		0.28	0.23	0.26	0.34	0.43	0.43	0.54	0.66	0.30	0.53	0.66	0.81	0.94
Effective daylight area [m <sup>2</sup> ]		0.23	0.19	0.22	0.29	0.37	0.37	0.47	0.58	0.26	0.47	0.59	0.72	0.85

\*Measured to EN 13141-1

Technical data (GGL/GGU)	Size	MK12	PK04	PK06	PK08	PK10	PK25	SK01	SK06	SK08	SK10	UK04	UK08	UK10
Ventilation flap – free area [10 <sup>3</sup> mm <sup>2</sup> ]*		4.5	6.1	6.1	6.1	6.1	6.1	7.2	7.2	7.2	7.2	10.6	10.6	10.6
Ventilation flap – equivalent area [10 <sup>3</sup> mm <sup>2</sup> ]*		3.7	4.6	4.6	4.6	4.6	4.6	5.6	5.6	5.6	5.6	6.6	6.6	6.6
Ventilation – open window manual [m <sup>2</sup> ]*		1.07	0.66	0.83	1.01	1.17	0.31	0.54	1.03	1.25	1.46	0.98	1.54	1.80
Effective daylight area [m <sup>2</sup> ]		0.97	0.60	0.75	0.91	1.07	0.27	0.48	0.95	1.14	1.35	0.91	1.41	1.63

\*Measured to EN 13141-1

Pane variant	--34	--50	--60	GGL --62	GGU --62	--66	--70	--70Q	EN/ISO Standard
Thermal transmittance, U <sub>w</sub> [W/m <sup>2</sup> K]	1.2	1.3	1.2	0.83	0.81	1.0	1.3	1.3	EN ISO 12567-2
Thermal transmittance, U <sub>g</sub> [W/m <sup>2</sup> K]	1.0	1.1	1.0	0.5	0.5	0.7	1.1	1.1	EN 673
Sound insulation, R <sub>w</sub> [dB]	35	32	37	42	42	37	35	35	EN ISO 10140-2
Air permeability	Class 4	Class 4	Class 4	Class 4	Class 4	Class 4	Class 4	Class 4	EN 1026
Light transmittance, τ <sub>v</sub>	0.53	0.80	0.61	0.65	0.65	0.69	0.79	0.79	EN 410
Total solar energy transmittance, g	0.50	0.66	0.30	0.50	0.50	0.50	0.64	0.60	EN 410